



CD/K/176:2009
ICS 71.100.80

EAST AFRICAN STANDARD

Chemicals used for treatment of water intended for human consumption — Ozone

EAST AFRICAN COMMUNITY

Foreword

Development of the East African Standards has been necessitated by the need for harmonizing requirements governing quality of products and services in East Africa. It is envisaged that through harmonized standardization, trade barriers which are encountered when goods and services are exchanged within the Community will be removed.

In order to meet the above objectives, the EAC Partner States have enacted an East African Standardization, Quality Assurance, Metrology and Test Act, 2006 (EAC SQMT Act, 2006) to make provisions for ensuring standardization, quality assurance, metrology and testing of products produced or originating in a third country and traded in the Community in order to facilitate industrial development and trade as well as helping to protect the health and safety of society and the environment in the Community.

East African Standards are formulated in accordance with the procedures established by the East African Standards Committee. The East African Standards Committee is established under the provisions of Article 4 of the EAC SQMT Act, 2006. The Committee is composed of representatives of the National Standards Bodies in Partner States, together with the representatives from the private sectors and consumer organizations. Draft East African Standards are circulated to stakeholders through the National Standards Bodies in the Partner States. The comments received are discussed and incorporated before finalization of standards, in accordance with the procedures of the Community.

Article 15(1) of the EAC SQMT Act, 2006 provides that "Within six months of the declaration of an East African Standard, the Partner States shall adopt, without deviation from the approved text of the standard, the East African Standard as a national standard and withdraw any existing national standard with similar scope and purpose".

East African Standards are subject to review, to keep pace with technological advances. Users of the East African Standards are therefore expected to ensure that they always have the latest versions of the standards they are implementing.

© East African Community 2010 — All rights reserved*

East African Community

P O Box 1096

Arusha

Tanzania

Tel: 255 27 2504253/8

Fax: 255-27-2504481/2504255

E-Mail: eac@eachq.org

Web: www.each.int

* © 2010 EAC — All rights of exploitation in any form and by any means reserved worldwide for EAC Partner States' NSBs.

Introduction

In the preparation of this East African Standard, the following source was consulted extensively:

BS EN 1278:2010, *Chemicals used for treatment of water intended for human consumption — Ozone*

Assistance derived from this source and others inadvertently not mentioned is hereby acknowledged.

Draft for comments only — Not to be cited as East African Standard

BRITISH STANDARD

BS EN 1278:2010

Chemicals used for treatment of water intended for human consumption — Ozone

ICS 13.060.20; 71.100.80

NO COPYING WITHOUT BSI PERMISSION EXCEPT AS PERMITTED BY COPYRIGHT LAW

BSi
British Standards

National foreword

This British Standard is the UK implementation of EN 1278:2010. It supersedes BS EN 1278:1999 which is withdrawn.

The UK participation in its preparation was entrusted to Technical Committee CII/59, Chemicals for drinking water treatment.

A list of organizations represented on this committee can be obtained on request to its secretary.

This publication does not purport to include all the necessary provisions of a contract. Users are responsible for its correct application.

Compliance with a British Standard cannot confer immunity from legal obligations.

This British Standard was published under the authority of the Standards Policy and Strategy Committee on 31 May 2010.

© BSI 2010

ISBN 978 0 580 68326 8

Amendments/corrigenda issued since publication

Date	Comments

EUROPEAN STANDARD
 NORME EUROPÉENNE
 EUROPÄISCHE NORM

EN 1278

April 2010

ICS 71.100.80

Supersedes EN 1278:1998

English Version

**Chemicals used for treatment of water intended for human
 consumption - Ozone**

Produits chimiques utilisés pour le traitement de l'eau
 destinée à la consommation humaine - Ozone

Produkte zur Aufbereitung von Wasser für den
 menschlichen Gebrauch - Ozon

This European Standard was approved by CEN on 28 February 2010.

CEN members are bound to comply with the CEN/CENELEC Internal Regulations which stipulate the conditions for giving this European Standard the status of a national standard without any alteration. Up-to-date lists and bibliographical references concerning such national standards may be obtained on application to the CEN Management Centre or to any CEN member.

This European Standard exists in three official versions (English, French, German). A version in any other language made by translation under the responsibility of a CEN member into its own language and notified to the CEN Management Centre has the same status as the official versions

CEN members are the national standards bodies of Austria, Belgium, Bulgaria, Croatia, Cyprus, Czech Republic, Denmark, Estonia, Finland, France, Germany, Greece, Hungary, Iceland, Ireland, Italy, Latvia, Lithuania, Luxembourg, Malta, Netherlands, Norway, Poland, Portugal, Romania, Slovakia, Slovenia, Spain, Sweden, Switzerland and United Kingdom.



EUROPEAN COMMITTEE FOR STANDARDIZATION
 COMITÉ EUROPÉEN DE NORMALISATION
 EUROPÄISCHES KOMITEE FÜR NORMUNG

Management Centre: Avenue Marnix 17, B-1000 Brussels

Contents	Page
Foreword	3
Introduction	4
1 Scope	5
2 Normative references	5
3 Description	5
3.1 Identification	5
3.2 Commercial form	5
3.3 Physical properties	6
3.4 Chemical properties	8
4 Purity criteria	8
4.1 General	8
4.2 Composition of commercial product	8
4.3 Impurities and main by-products	8
4.4 Chemical parameters	9
5 Test methods	9
5.1 Sampling	9
5.2 Analyses	9
6 Labelling - Transportation – Storage	11
6.1 Means of delivery	11
6.2 Risk and safety labelling according to the EU Directives	12
6.3 Transportation regulations and labelling	12
6.4 Marking	12
6.5 Stability	12
Annex A (informative) General information on ozone	13
A.1 Origin	13
A.2 Use	14
A.3 Operational control methods	15
Annex B (normative) General rules relating to safety	19
B.1 Rules for safe handling and use	19
B.2 Emergency procedures	19
Bibliography	20

Foreword

This document (EN 1278:2010) has been prepared by Technical Committee CEN/TC 164 "Water Supply", the secretariat of which is held by AFNOR.

This European Standard shall be given the status of a national standard, either by publication of an identical text or by endorsement, at the latest by October 2010, and conflicting national standards shall be withdrawn at the latest by October 2010.

Attention is drawn to the possibility that some of the elements of this document may be the subject of patent rights. CEN [and/or CENELEC] shall not be held responsible for identifying any or all such patent rights.

This document supersedes EN 1278:1998.

According to the CEN/CENELEC Internal Regulations, the national standards organizations of the following countries are bound to implement this European Standard: Austria, Belgium, Bulgaria, Croatia, Cyprus, Czech Republic, Denmark, Estonia, Finland, France, Germany, Greece, Hungary, Iceland, Ireland, Italy, Latvia, Lithuania, Luxembourg, Malta, Netherlands, Norway, Poland, Portugal, Romania, Slovakia, Slovenia, Spain, Sweden, Switzerland and the United Kingdom.

Differences between this edition and EN 1278:1998 are editorial to harmonize the text with other standards in this series.

Introduction

In respect of potential adverse effects on the quality of water intended for human consumption, caused by the product covered by this Standard:

- 1) this Standard provides no information as to whether the product may be used without restriction in any of the Member States of the EU or EFTA;
- 2) it should be noted that, while awaiting the adoption of verifiable European criteria, existing national regulations concerning the use and/or the characteristics of this product remain in force.

NOTE Conformity with the standard does not confer or imply acceptance or approval of the product in any of the Member States of the EU or EFTA. The use of the product covered by this European Standard is subject to regulation or control by National Authorities.

1 Scope

This European Standard is applicable to ozone used for treatment of water intended for human consumption. It describes the characteristics of ozone and specifies a test method for determining the ozone concentration in other gases.

2 Normative references

The following referenced documents are indispensable for the application of this document. For dated references, only the edition cited applies. For undated references, the latest edition of the referenced document (including any amendments) applies.

EN ISO 3696, *Water for analytical laboratory use — Specification and test method (ISO 3696:1987)*

3 Description

3.1 Identification

**3.1.1
chemical name**
ozone

**3.1.2
synonym or common name**
none (has sometimes been called improperly "allotropic oxygen")

**3.1.3
relative molecular mass**
48

**3.1.4
empirical formula**
O₃

**3.1.5
chemical formula**
O₃

**3.1.6
CAS Registry Number ¹⁾**
10028-15-6

**3.1.7
EINECS reference ²⁾**
Not applicable

3.2 Commercial form

Ozone is generated on or near the site of use.

1) Chemical Abstracts Service Registry Number

2) European Inventory of Existing Commercial Chemical Substances

3.3 Physical properties

3.3.1 Appearance

Bluish gas, the liquid is dark blue.

NOTE A weak absorption in the visual range between 435 nm and 475 nm.

3.3.2 Density

Gas : 2,144 kg/m³ at NTP (Normal Temperature Pressure, 273 K and 101,3 kPa);

Liquid : 1,574 g/cm³ at - 183 °C;

Solid : 1,728 g/cm³.

3.3.3 The gas-liquid partition coefficient

In pure water, the partition coefficient values (S) expressed in grams per cubic meter water per (grams per cubic meter) gas at 101,3 kPa are given in table 1.

Table 1 — The gas-liquid partition coefficient between water and gas phase

Temperature of water °C	Solubility S, in $\frac{\text{g/m}^3 \text{H}_2\text{O}}{\text{g/m}^3 \text{gas}}$
0	0,64
5	0,5
10	0,39
15	0,31
20	0,24
25	0,19
30	0,15
35	0,12

NOTE 1 Recent surveys of literature data are given in Bibliography. See [2], [3] and [4].

NOTE 2 S is a ratio, not an absolute concentration.

3.3.4 Vapour pressure

The vapour pressure of ozone depending on temperature is given in Table 2.

Table 2 — Vapour pressure

Temperature °C	Vapour pressure kPa
- 183	0,0147
- 180	0,028
- 170	0,188
- 160	0,897
- 150	3,306
- 140	9,892
- 130	25,331
- 120	56,928
- 110	115,322
- 100	2 139,079

3.3.5 Boiling point at 100 kPa ³⁾

- 112 °C.

NOTE : Vaporization heat : 681 kJ/m³at NTP.

3.3.6 Melting point

- 196 °C.

3.3.7 Specific heat (liquid)

Not applicable.

3.3.8 Viscosity (dynamic)

0,004 2 Pa.s at – 195 °C;

0,0015 5 Pa.s at – 183 °C.

3.3.9 Critical temperature

- 12,1 °C.

3.3.10 Critical pressure

5 460 kPa.

3.3.11 Physical hardness




Not applicable.

3) 100 kPa = 1 bar

3.4 Chemical properties

Ozone is a powerful oxidant. The standard redox potentials (25 °C) are:

(E_o^H -values in volts):



If the pH increases by one unit, the E^H -values shall decrease by 30 mV per electron transferred. At 100 kPa and 25 °C and pH = 7 the E^H -values, versus the normal hydrogen electrode, become:

$$O_3 (1) = 1,66 \text{ V};$$

$$O_3 (2) = 0,82 \text{ V};$$

$$OH^\circ (3) = 2,21 \text{ V}.$$

In water treatment most of the direct reactions of ozone are dipolar cyclo-additions and electrophilic substitution reactions. Moreover ozone, in water, can generate radicals such as OH° : ($O_3 + H_2O \rightarrow 2 OH^\circ + O_2$). The OH° radical is a strong general oxidant.

4 Purity criteria

4.1 General

This European Standard specifies the minimum purity requirements for Ozone used for the treatment of water intended for human consumption. Limits are given for impurities commonly present in the product. Depending on the raw material and the manufacturing process other impurities may be present and, if so, this shall be notified to the user and when necessary to relevant authorities.

NOTE Users of this product should check the national regulations in order to clarify whether it is of appropriate purity for treatment of water intended for human consumption, taking into account raw water quality, required dosage, contents of other impurities and additives used in the product not stated in this product standard.

Limits have been given for impurities and chemicals parameters where these are likely to be present in significant quantities from the current production process and raw materials. If the production process or raw materials lead to significant quantities of impurities, by-products or additives being present, this shall be notified to the user.

4.2 Composition of commercial product

Ozone is obtainable in air, oxygen or air enriched in oxygen.

Typical concentrations obtainable in air are in the range of 15 g/m³ to 45 g/m³ (NTP) and, in oxygen 40 g/m³ to 200 g/m³(NTP).

The concentration (in grams per cubic metre NTP) at the nominal operating condition of the generators shall be specified in the tendering documents.

4.3 Impurities and main by-products

See A.3.2.

4.4 Chemical parameters

NOTE For the purpose of this standard "chemical parameters" are those defined in the 98/83/EC: Council Directive of 3 November 1998 on the quality of water intended for human consumption. (see [1]).

None of the chemical parameters according to the directive 98/83/EC are found in the gaseous ozone phase. Pesticides and polycyclic aromatic hydrocarbons are not by-products of the ozone manufacturing processes.

5 Test methods

5.1 Sampling

Ozone generation is usually based on a continuous process gas flow mode positive pressure. Sampling of a volume is to be controlled with a totalizing volumetric flow metre, the volumes being expressed at Normal Temperature and Pressure (NTP).

In continuous monitoring methods the gas exit shall be open to ambient air or the gas pressure shall be controlled and the results corrected for effects of pressure.

Sampling lines shall be in stainless steel (see table A.1) or in polyfluorocarbene material resistant to ozone. The transfer of the gas from the sampling point to the analyzer shall be kept shorter than 1 min.

Expression of concentrations : concentration of ozone in a gas in g/m^3 (NTP), or kg/m^3 (NTP), and for traces in cm^3/m^3 (equivalent to ppm as volume fraction).

NOTE 1 1 g/m^3 (NTP) equals $466,4 \times 10^{-6}$ (volume fraction) and 0,069 9 % (mass fraction) in oxygen or 0,077 3 % (mass fraction) in air.

NOTE 2 At conventional concentrations of about 20 g/m^3 (NTP), the effect of difference in gas densities between ozone and oxygen-nitrogen is negligible. This is not the case when higher ozone concentrations are generated i.e. in oxygen.

5.2 Analyses

5.2.1 General

The present method concerns the determination of ozone in air, oxygen or other process gases. The method is directly applicable for ozone concentrations in the range of 1 g/m^3 to 200 g/m^3 (NTP).

5.2.2 Principle

Direct iodometric titration.

5.2.3 Reagents

All reagents shall be of a recognized analytical grade and the water used shall conform to grade 2 in accordance with EN ISO 3696.

5.2.3.1 Potassium iodide (KI) buffered solution.

Potassium iodide (KI) solution at 20 g/l with sodium hydrogen phosphate ($\text{Na}_2\text{HPO}_4 \cdot 2 \text{H}_2\text{O}$) solution at 7,3 g/l and potassium dihydrogen phosphate (KH_2PO_4) solution at 3,5 g/l.

5.2.3.2 Sodium thiosulfate : standard volumetric, solution $c(\text{Na}_2\text{S}_2\text{O}_3) = 0,1 \text{ mol/l}$.

5.2.3.3 Sulfuric acid, solution at 9 mol/l.

5.2.3.4 Potassium iodate (KIO₃) powdered.


5.2.3.5 Potassium iodide (KI) crystalline.

5.2.3.6 Hydrochloric acid standard volumetric solution $c(\text{HCl}) = 0,1 \text{ mol/l}$ or sulfuric acid $c(\text{H}_2\text{SO}_4) = 0,05 \text{ mol/l}$.

5.2.3.7 Zinc iodide (ZnI₂)-starch indicator. Disperse 4 g starch into a small quantity of water. Add the dispersion to a solution of 20 g zinc chloride (ZnCl₂) in 100 ml water. The solution is boiled until the volume has been reduced to 100 ml and finally diluted to 1 l while adding 2 g of ZnI₂.

5.2.3.8 Standardization of sodium thiosulfate:

5.2.3.8.1 Reactions



5.2.3.8.2 Determination

Add 0,05 g of potassium iodate (5.2.3.4), 0,5 g of potassium iodide (5.2.3.5) into 50 ml water and a further 50 ml water in a conical flask. After mixing, add 10 ml standard volumetric solution acid (5.2.3.6). Titrate the liberated iodine immediately with the sodium thiosulfate solution (5.2.3.2).

5.2.3.8.3 Calculation

The concentration, c_t , expressed in moles per litre, of the sodium thiosulfate solution is given by:

$$c_t = \frac{c_a \times V}{V_t} \quad (8)$$

where:

c_a is the concentration, in moles per litre, of the acid (5.2.3.6);

V is the volume, in millilitres, of the acid (5.2.3.6);

V_t is the volume, in millilitres, of the sodium thiosulfate solution used.

5.2.4 Apparatus

Ordinary laboratory apparatus.

5.2.5 Procedure

5.2.5.1 Add the solution of potassium iodide (200 ml) to a standard gas washing vessel to give a depth of liquid of 10 cm to 15 cm. The use of fritted gas bubblers is not recommended.

5.2.5.2 Connect a second identical flask in series as a guard to check the ozone transfer and reaction.

5.2.5.3 For ozone produced with air, bubble the process gas containing ozone at a flow rate of about 1 l/min until a total expected quantity of approximately 1 mmol ozone (0,048 g) has passed. For process gases containing higher ozone concentration (100 g/m³ to 200 g/m³ (NTP)), set the gas flow at the level to pass about 1 mmol of ozone.

5.2.5.4 Titrate the iodine formed in the flasks with the standard volumetric sodium thiosulfate solution (5.2.3.2) immediately after acidification with not less than 5 ml of the acidifying solution (5.2.3.3). After titration to a pale yellow colour, add 0,5 ml of starch indicator (5.2.3.7) and complete the titration and record the result.

5.2.6 Expression of results

The concentration of ozone, C , expressed in grams per cubic metre (NTP) is given by the following equation:

$$C = \frac{V \times c_t \times 24}{v} \quad (9)$$

where :

V is the volume, in litres, of the sodium thiosulfate solution used;

c_t is the concentration, in moles per litre, of the standard volumetric sodium thiosulfate solution;

v is the inlet volume of gas passed, in cubic metres (NTP).

5.2.7 Accuracy

The detection limit is 0,1 g/m³ (NTP), the standard deviation is 0,03 g/m³ (NTP), for ozone produced from air at a nominal concentration of 20 g/m³ (NTP). For higher concentrated ozone gases (range of 100 g/m³ to 200 g/m³ (NTP)), the standard deviation is 1 % of the measured result. Errors in gas flow and pressure measurement need to be taken into account.

5.2.8 Precautions

5.2.8.1 All upstream transfer and pressure reducing equipment shall be in materials which do not react with ozone, e.g. glass, polytetrafluorethylen (PTFE).

5.2.8.2 The gas contacting and transfer systems shall have a free exit to ambient pressure.

5.2.8.3 All gas flows shall be expressed at NTP (this equals 273 K and 101,3 kPa).

5.2.8.4 Gas flows shall be measured with an accuracy of 1 % (volumetric gas metre or bubble trap is recommended).

6 Labelling - Transportation – Storage

6.1 Means of delivery

For local brief duration buffer storage and also in case of recycling of the process gas, stainless steel is preferable. Magnesium containing alloys shall be avoided. Cast aluminium is satisfactory and polyvinylchloride (PVC) (hard, 16 bar standard) can be convenient if the content in plasticizer is low but some formulations can be subject to ageing when exposed to ozone at high concentrations. Rubber and plastic materials e.g. for joints shall be proven specifically for resistance to ozone.

6.2 Risk and safety labelling according to the EU Directives⁴⁾

Ozone is generated in-situ therefore, at the date of the publication of this standard, risk and safety labelling is not applicable, except safety instructions inside of users' premises.

NOTE Annex I of the Directive 67/548/EEC on Classification, packaging and labelling of dangerous substances and its amendments and adaptations in the European Union contains a list of substances classified by the EU. Substances not in this annex I should be classified on the basis of their intrinsic properties according to the criteria in the Directive by the person responsible for the marketing of the substance.

6.3 Transportation regulations and labelling

At the date of the publication of this standard, ozone is not transported.

6.4 Marking

Ozone is generated in-situ and therefore does not require marking.

6.5 Stability

6.5.1 Temperature can influence the decomposition rate (see [8]).

6.5.2 The auto-decomposition of ozone is kinetically of first order.

6.5.3 In a dry process gas at 100 kPa and 298 K, the half-life time of ozone is higher than 2 h .

6.5.4 When dissolved in water the half-life time of ozone is in the range of 20 min to 30 min depending on the mineral composition of the water. Presence of reactive organic substances can promote the ozone decomposition by reaction. In such cases the reactions are generally of second order.

6.5.5 Decomposition is accelerated in alkaline solution. A typical value of the pseudo first order overall kinetic constant is

$$k_1 = 2 \times 10^{-2} \cdot s^{-1} \text{ (at pH = 10 and an alkalinity in the range of } 10^{-2} \text{ mol/l to } 10^{-4} \text{ mol/l).}$$

6.5.6 Decomposition of ozone also occurs through synergetic processes (the so-called Advanced Oxidation Processes) "AOP's", involving ozone together with hydrogen peroxide, UV-radiation or catalysts.

4) See [9].

Annex A (informative)

General information on ozone

A.1 Origin

A.1.1 Raw materials

Ozone is currently obtained by processes involving the dissociation of molecular oxygen contained in air, oxygen or air-oxygen mixtures, into oxygen radicals which can react with molecular oxygen to form ozone.

Hydrocarbons should be minimized in the process gas. At 1 % volume fraction of hydrocarbons in air, practically no ozone is generated anymore, and, the drop in yield is linear in function of the hydrocarbon content of the process gas.

In the process gas, the recommended limit for content of hydrocarbons (expressed as methane), is 15×10^{-6} (volume fraction). This point should be checked occasionally when cryogenic oxygen is used and generated in areas with industrial pollution of the ambient air (Optional analytical method, see A.3.3 ; Methane index).

A.1.2 Manufacturing process

At present, the most common method is the silent electrical discharge, also called corona discharge in which electrons are used as source of energy for the dissociation of oxygen, in dry process gas (dew point below - 50 °C).

In air, 1 g/m^3 (NTP) corresponds to $0,020 \text{ 8 mol/m}^3$ or to a mass fraction of 0,077 3 % ; in oxygen, 1 g/m^3 (NTP) corresponds also to $0,020 \text{ 8 mol/m}^3$ or to a mass fraction of 0,069 9 %.

A.1.3 Materials suitable for contact with ozone

Use of high grade (molybdenum) steel is recommended in view of corrosion resistance (see table A.1).

At the time of publication of the present standard, no European document dealing with this topic exists.

Table A.1 shows, for information, a comparison between hues (considered as equivalent) of stainless steels defined by the standard in Belgium, France, Germany, Sweden and United Kingdom in order to help users with equivalency problems.

However, this information is only general because many other factors interfere : conditions of use, thermal treatment, nature and sizes of the product. Therefore the user should contact competent organizations for further information.

Table A.1 — Correspondence of stainless steel codes applicable to ozone equipments (1996)

Belgium	France	Germany	Sweden	U K
316	Z6 CND 17.11	1.4401	2347	316 S 31
316	Z6 CND 17.12	1.4436	2343	316 S 33
316 L	Z2 CND 17.12	1.4404	2348	316 S 13
316 L	Z2 CND 17.13	1.4435	2353	316 S 13
316 Ti	Z6 CND 17.12	1.4571	2350	320 S 31

A.2 Use

A.2.1 Function

Ozone is applicable in water treatment for disinfection, improvement of general organoleptic quality of water, removal of iron and manganese, colour removal, advanced oxidation of persistent pollutants and as a reagent promoting coagulation.

A.2.2 Form in which the product is used

Ozone is generated at or near the site of use and applied as a mixture in a process gas.

A.2.3 Treatment dose

Treatment dose with ozone is variable in function of the water quality and the object of the treatment.

General guidelines are:

- for disinfection, including inactivation of viruses and parasites; a dose is applied to obtain a residual concentration of 0,4 mg/l after 4 min to 6 min contact time. This also meets the general acceptance parameters such as color, taste and odour. In finished waters the required dose is usually in the range of 2 mg/l to 4 mg/l;
- for initiating biological treatment, a preliminary rule-of-thumb is to consider a dose of 0,2 mg to 0,3 mg ozone per milligram of total organic carbon;
- for oxidation of iron and manganese, the required dose can be determined from the stoichiometry of the reactions together with the ozone consumption due to other components of the water;
- for assisting coagulation the required dose generally does not exceed 1 mg/l and over-treatment should be avoided.

In all instances it is recommended to make a preliminary evaluation by a laboratory investigation and, if possible a pilot trial.

A.2.4 Means of application

Ozone is applied as a gas mixture injected into water. All technologies for mass transfer of gas to liquid are potentially applicable to ozonation. The most common techniques presently used for the treatment of drinking water are porous diffusers, injectors, dispersing turbines and packet towers.

A.2.5 Secondary effects

Ozone can form oxidation by-products. The reaction products are more readily assimilable and thus stimulate biological growth. In certain conditions, limited formation of brominated trihalomethanes and of bromate can occur on ozonation of bromide containing waters (further information, see references in [2], [3] and [4]).

A.2.6 Removal of excess product

Ozone self-decomposes in water. Normally no process for removal at practical dosing rates is required. When consumed immediately after treatment, ozonated water is best aerated for example by cascades or other degassing processes of the residual concentration. Removal of residual ozone in water is also achieved by filtration on granular active carbon.

Excess ozone in the off-gas should be kept under appropriate control. Presently available technics are thermal or catalytic decomposition and adsorption with or without reduction. Technologies based on the use of sulfur dioxide (SO₂) are also applicable.

A.3 Operational control methods

A.3.1 Ozone concentration measurement in a process gas by UV absorption

A.3.1.1 General

The present method concerns the determination of ozone in air, oxygen or other process gases. The ozone concentration range is of 1 g/m³ to 200 g/m³ (NTP).

A.3.1.2 Principle

The strong absorbance by ozone of wavelengths between 200 nm and 300 nm (Hartley band) is used for the determination of ozone concentration in the gas phase. The method is instrument-dependent but based on the Beer-Lambert absorption law. The molar absorbance coefficient (base log 10), of ozone at 253,7 nm (the wavelength of low pressure Hg-lamps) is

$$\epsilon = 3\,000 \text{ cm}^{-1} \text{ mol}^{-1} \text{ l with an uncertainty of 1 \%.$$

The absorbance can also be expressed in the form of the molar absorbance cross section (base 10), of $s_{M,10} = 300 \text{ m}^2/\text{mol}$.

A.3.1.3 Influence of temperature and pressure

To be expressed at Normal Temperature (T_N) and Pressure (P_N) (i.e. 273 K and 101,3 kPa), the concentration, as measured should be corrected :

$$C(\text{NTP}) = C(\text{measure}) \times \frac{T(\text{measure})}{P(\text{measure})} \times \frac{P_N}{T_N} \quad (10)$$

A.3.1.4 Accuracy

With good instrumentation a relative accuracy of 2 % can be attained. The method should be best calibrated with the iodometric method described in 5.2. The relative accuracy can also be checked with calibrated quartz filters having an optical density (base 10) of 0,5 to 1,0 at 253,7 nm.

A.3.1.5 Precautions

A.3.1.5.1 Only ozone-resistant materials should be used for the gas transfer lines.

A.3.1.5.2 Particular care should be taken to avoid leakages in the gas transfer lines.

A.3.1.5.3 The path-length of the optical cells should be appropriate to measure an optical density between 0,5 and 1,0 with the expected ozone concentration.

A.3.1.5.4 Double beam instruments are preferable. If single path instruments are used an incorporated internal standard for checking of the light transmission ranges should be installed.

A.3.1.5.5 To avoid ozone destruction, a minimum gas flow of 1 l/min should transit through the optical cell.

A.3.1.6 Further information

See [2].

A.3.2 Detection of nitrogen oxides : N₂O₅ Index

A.3.2.1 General

Traces of nitrogen oxides can be formed in the generation of ozone by high-potential electrical discharge through a nitrogen-containing process gas like air. This occurs by dissociation of nitrogen into atoms-radicals which combine with the oxygen radicals formed in the discharge. Different nitrogen oxides can be formed transiently but by a series of equilibrating reactions the end products are : $N_2O_5 \rightarrow 2 NO_2 + \frac{1}{2} O_2$, which is the stable term in presence of an excess of ozone. Traces of gaseous nitric acid can be formed also by reaction of N₂O₅ with water vapour when present in the process gas.

In good practice, the amount of nitrogen oxides, including nitric acid, expressed as N₂O₅ is less than 5 g/kg ozone. Because this amount is not relevant in drinking water treatment, the analytical control of nitrogen oxides in ozone process gases is not a necessary routine procedure. The formation of nitrogen oxides can become more significant in case of inadequate air drying promoting the occurrence of spark-discharges in the ozone generator or, through an overload in electrons vs. the oxygen concentration in the discharge. This situation can occur when the gas flow is set much lower than the design value. In such cases, and also for fundamental studies, the determination of the nitrogen oxide-index can be required.

A.3.2.2 Principle

Most nitrogen oxides have significant absorption bands in the IR-range but most of them do not coexist with ozone.

NO : 5,33 μm (= 1 876 cm^{-1}) ; very weak in O₃/air.

NO₂ : 6,18 μm (= 1 618 cm^{-1}) ; very weak in O₃/air.

HNO₃ (gas) :
 5,86 μm (= 1 706 cm^{-1}) corresponds to NO-stretching.
 7,51 μm (= 1 332 cm^{-1}) corresponds to NO-deformation.
 7,55 μm (= 1 325 cm^{-1}) corresponds to NO-deformation.

N₂O₅ : 5,79 μm (= 1 727 cm^{-1}) corresponds to (overlapping) anti symmetrical stretching.

8,02 μm ($= 1\,247\text{ cm}^{-1}$) corresponds to symmetrical stretching.

N₂O : 4,5 μm ($= 2\,222\text{ cm}^{-1}$) (does not exist in O₃/air).

OZONE : 4,8 μm ($= 2\,083\text{ cm}^{-1}$) ; 9,48 μm to 9,6 μm
($= 1\,055\text{ cm}^{-1}$ to $1\,042\text{ cm}^{-1}$) corresponds to valence deformation bands.

The selected wavelength for the determination of N₂O₅-Index is 8,02 μm or $1\,247\text{ cm}^{-1}$.

A.3.2.3 Method

A.3.2.3.1 Apparatus

Double beam IR-spectrometer equipped with a flow-through gas cell of minimum path length of 10 cm or with a multiple reflection gas cell.

A.3.2.3.2 Calibration gases

Oxygen; purity higher than 99,998 % volume fraction.

Nitrogen including up to 10 % volume fraction of argon : purity (nitrogen + argon) higher than 99,999 5 % volume fraction.

Synthetic air obtained by mixing 20 % of oxygen with 80 % of nitrogen ; N₂O₅-NO₂ synthetic as 1,85 g/m³ (NTP), in synthetic air.

A.3.2.4 Accuracy

Detection limit is 0,2 g/m³ (NTP) expressed as N₂O₅ ; the standard deviation is 0,1 g/m³ expressed as N₂O₅ (NTP).

A.3.2.5 Further information

See [6]. and [7].

A.3.3 Analytical control of hydrocarbon content in an ozonation process gas. Methane index

A.3.3.1 General

Traces of hydrocarbons can exist in the process gases submitted to the electrical discharge for ozone generation. Their origin is environmental air pollution but, also from leachates of materials in contact with the gas, improper functioning of lubricated air compressors, etc.

The hydrocarbons in the process gas are important since they can drop the generation yield. The issue is of greater importance when using oxygen for the generation of high ozone concentrations. In that case the recommended limit concentration is set at 15×10^{-6} volume fraction expressed as "methane index". The determination of the hydrocarbon content in the process gas is not a routine analysis in the ozonation practice of drinking water. The present recommended method is intended for occasional control, fundamental developments and general information.

A.3.3.2 Principle

Determination of hydrocarbons by flame-ionization detection.

The method can be applied on discrete samples or also as a continuous monitoring technique with both fixed or portable equipment. The exact experimental conditions of the technique are instrument-dependent.

A.3.3.3 The general principles is to feed a sample through a hydrogen-helium (40/60) fuel and air burner placed in an ionization detector. With hydrogen alone a negligible number of ions is produced, however, when hydrocarbons are present in the sample, ions are produced. Due to the electrostatic field produced between the burner and the collector on applying a polarizing voltage, (usually the burner is negative and collector is positive), an ionization current is obtained which, for low concentrations, is directly proportional to the hydrocarbon concentration in the flame-gases.

A.3.3.4 Calibration

The system should be calibrated with methane-air or methane-oxygen mixtures. "Zero-grade" calibration and feed gases are required.

A.3.3.5 Accuracy

The currently achieved detection limit is $0,05 \times 10^{-6}$ volume fraction with a standard deviation of less than $0,02 \times 10^{-6}$ volume fraction. Instrumental drift should be checked and, is usually less than $0,04 \times 10^{-6}$ volume fraction in 24 h. The response time level should be fixed at 95 % of full scale in 1 s. Standard measuring ranges are 0×10^{-6} volume fraction to 40×10^{-6} volume fraction.

Annex B (normative)

General rules relating to safety

B.1 Rules for safe handling and use

Ozone is toxic by inhalation. The threshold limit value is defined as the maximum acceptable time-weighted average concentration in working rooms for 8 h a day exposure. The commonly adopted value is presently set at $0,1 \times 10^{-6}$ volume fraction. Monitoring in ambient air shall be required. Ozonation premises potentially exposed to ozone leakage shall be naturally vented and forced venting equipment to be operated in case of leakages of the hardware (see also [3]).

Risks of fire for the present operational ozone generating systems are the same for those of leakage in oxygen systems.

For electrical risks : local standards and codes of practice shall be applied.

Explosion risks exist on liquefying and evaporation of ozone containing mixtures.

B.2 Emergency procedures

B.2.1 First aid

The first symptoms of intoxication are headache followed by irritation of respiratory passages, substernal pressure and feeling of suffocation. Aid measures are to vent the premises and to avoid any unnecessary physical efforts. In case of severe of exposure, practise artificial respiration, and call for medical assistance.

B.2.2 Spillage

In case of leakages, stop the generators and vent the premises. In permanent operation residual ozone destruction in the off-gas is recommended (see [2], [3] and [4]).

B.2.3 Fire

No specific fire hazard is related to ozone at the presently generated ozone concentrations (see 4.2). Instructions concern the use of process gases rich in oxygen. For electrical risks, standards and codes of practice shall be applied.

Bibliography

- [1] 98/83/EC: *Council Directive of 3 November 1998 on the quality of water intended for human consumption.*
- [2] Standard Method Nr 01/96 and Nr 002/87 of the International Ozone Association, Secrétariat ; 83, avenue Foch, F 75116 Paris.
- [3] Ozone et Ozonation des Eaux, (1991) - Ed. Lavoisier-Technique et Documentation ; 11, rue Lavoisier, F 75384 PARIS CEDEX 08.
- [4] Ozone in Water Treatment, Ed. (1991) - AWWARF-CGE, published by Lewis Publishers Inc. ; 121 South Main Street, Chelsea-Michigan (48118 USA).
- [5] Unit Processes in Drinking Water Treatment, (1992)-Chap. 3 by W.J. Masschelein ; published by Marcel Dekker NY ; 270 Madison Avenue - New York City ; NY 10016.
- [6] Ch. Becke, Untersuchungen zur Bildung von Trichloronitromethan bei der Anwendung oxidativer Wasseraufbereitungs-Verfahren. Thesis Universität Karlsruhe (1983).
- [7] H. Siebert, Anorganische und allgemeine Chemie, Band VII, page 94 ; Springer Verlag, Berlin (1966).
- [8] Processus Unitaires du Traitement de l'Eau potable. Ed CEBEDOC (ISBN - 2 - 87080- 035- 5) - 1996.
- [9] 67/548/EEC: *Council Directive of 27th June 1967 on the approximation of the laws, regulations and administrative provisions relating to the classification, packaging and labelling of dangerous substances and its amendments and adaptations.*

BSI Group
Headquarters 389
Chiswick High Road,
London, W4 4AL, UK
Tel +44 (0)20 8996 9001
Fax +44 (0)20 8996 7001
www.bsigroup.com/
standards

BSI - British Standards Institution

BSI is the independent national body responsible for preparing British Standards. It presents the UK view on standards in Europe and at the international level. It is incorporated by Royal Charter.

Revisions

British Standards are updated by amendment or revision. Users of British Standards should make sure that they possess the latest amendments or editions.

It is the constant aim of BSI to improve the quality of our products and services. We would be grateful if anyone finding an inaccuracy or ambiguity while using this British Standard would inform the Secretary of the technical committee responsible, the identity of which can be found on the inside front cover. Tel: +44 (0)20 8996 9000. Fax: +44 (0)20 8996 7400.

BSI offers members an individual updating service called PLUS which ensures that subscribers automatically receive the latest editions of standards.

Buying standards

Orders for all BSI, international and foreign standards publications should be addressed to Customer Services. Tel: +44 (0)20 8996 9001. Fax: +44 (0)20 8996 7001 Email: orders@bsigroup.com You may also buy directly using a debit/credit card from the BSI Shop on the Website <http://www.bsigroup.com/shop>

In response to orders for international standards, it is BSI policy to supply the BSI implementation of those that have been published as British Standards, unless otherwise requested.

Information on standards

BSI provides a wide range of information on national, European and international standards through its Library and its Technical Help to Exporters Service. Various BSI electronic information services are also available which give details on all its products and services. Contact Information Centre. Tel: +44 (0)20 8996 7111 Fax: +44 (0)20 8996 7048 Email: info@bsigroup.com

Subscribing members of BSI are kept up to date with standards developments and receive substantial discounts on the purchase price of standards. For details of these and other benefits contact Membership Administration. Tel: +44 (0)20 8996 7002 Fax: +44 (0)20 8996 7001 Email: membership@bsigroup.com

Information regarding online access to British Standards via British Standards Online can be found at <http://www.bsigroup.com/BSOL>

Further information about BSI is available on the BSI website at <http://www.bsigroup.com>.

Copyright

Copyright subsists in all BSI publications. BSI also holds the copyright, in the UK, of the publications of the international standardization bodies. Except as permitted under the Copyright, Designs and Patents Act 1988 no extract may be reproduced, stored in a retrieval system or transmitted in any form or by any means – electronic, photocopying, recording or otherwise – without prior written permission from BSI.

This does not preclude the free use, in the course of implementing the standard, of necessary details such as symbols, and size, type or grade designations. If these details are to be used for any other purpose than implementation then the prior written permission of BSI must be obtained.

Details and advice can be obtained from the Copyright and Licensing Manager. Tel: +44 (0)20 8996 7070 Email: copyright@bsigroup.com

Draft for comments only — Not to be cited as East African Standard